

LED Intelligent Driver

- Dimming interface: DMX512/RDM
- T-PWM™ digital dimming, present a perfect visual experience.
- With RDM remote device management protocol.
- Dimming range: 0-100%, LED start at 0.01% possible.
- Flicker-free (IEEE 1789), achieve the level of exemption assessment.
- Innovative thermal management technology, intelligent power life protection.
- Over-heat / Over voltage / Over load / Short circuit protection, recover automatically.
- Class 2 power supply. Full protective plastic housing.
- Compliant with Safety Extra Low Voltage standard.
- Suitable for internal lights application for I /II/III.



T-PWM™
Super depth dimming technology

Flicker-free
IEEE 1789



Dimmable:
0.01-100%

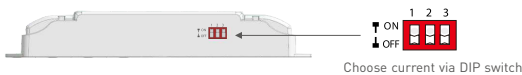


Specification

Model	SE-12-100-400-W1M	SE-12-350-700-W1M	
OUTPUT	Output Voltage	10-42Vdc	10-24Vdc
	Max Output Voltage	50Vdc	35Vdc
	Output Current	100-400mA	350-700mA
	Output Power Range	1W-12W	3.5W-12W
	Strobe Level	High frequency exemption assessment level.	
	Dimming Range	0~100%, 0.01% dimming depth.	
	LF current ripple(<120Hz)	<2%	
	Current Accuracy	±5%	
	Ripple & Noise	≤2V	
PWM Dimming Frequency	≤3600Hz		
INPUT	Dimming Interface	DMX512/RDM	
	Input Voltage	100-240Vac	
	Frequency	50/60Hz	
	Input Current	0.25A@115Vac, 0.15A@230Vac	
	Power Factor	PF>0.97/115Vac, PF>0.85/230Vac, at full load	
	Efficiency	80%	78%
	Inrush Current(typ.)	Cold start 5A at 230Vac	
	Anti Surge	L-N: 1kV	
	Leakage Current	<0.5mA/230Vac	
ENVIRONMENT	Working Temperature	ta: -30°C ~ 50°C tc: 75°C	
	Working Humidity	20 ~ 95%RH, non-condensing	
	Storage Temp., Humidity	-40°C ~ 80°C, 10-95%RH	
	Temp. Coefficient	±0.03%/°C [0-50°C]	
Vibration	10-500Hz, 2G 12min./1cycle, period for 72min. each along X, Y, Z axes.		
PROTECTION	Over-heat Protection	Intelligently adjusting or turning off the output current if the PCB temperature ≥110°C,, auto recovers.	
	Over Load Protection	Shut down the output when current load ≥102%, auto recovers.	
	Short Circuit Protection	Shut down automatically if short circuit occurs, auto recovers.	
SAFETY & EMC	Withstand Voltage	I/P-O/P: 3750Vac	
	Isolation Resistance	I/P-O/P: 100MΩ/500VDC/25°C/70%RH	
	Safety Standards	IEC/EN61347-1, IEC/EN61347-2-13	
	EMC Emission	EN55015, EN61000-3-2 Class C, IEC61000-3-3	
	EMC Immunity	EN61000-4-2,3,4,5,6,8,11 EN61547	
Strobe Test Standard	IEEE 1789		
OTHERS	Dimension	135×30×20mm[L×W×H]	
	Packing	140×34×23mm[L×W×H]	
	Weight(G.W.)	80g±10g	

LED current selection

DIP switch for multi optional currents' quick selection (see the table below).




SE-12-100-400-W1M	DIP Switch	⬇ ⬇ ⬆	⬇ ⬆ ⬆	⬆ ⬆ ⬆	⬆ ⬆ ⬆	⬆ ⬆ ⬆	⬆ ⬆ ⬆	⬆ ⬆ ⬆	⬆ ⬆ ⬆	⬆ ON ⬇ OFF
	Output Current	100mA	150mA	200mA	250mA	300mA	350mA	400mA		
	Output Voltage	10-42V	10-42V	10-42V	10-42V	10-40V	10-34V	10-30V		
	Output Power	1-4.2W	1.5-6.3W	2-8.4W	2.5-10.5W	3-12W	3.5-12W	4-12W		

SE-12-350-700-W1M	DIP Switch	⬇ ⬇ ⬆	⬇ ⬆ ⬆	⬆ ⬆ ⬆	⬆ ⬆ ⬆	⬆ ⬆ ⬆	⬆ ⬆ ⬆	⬆ ⬆ ⬆	⬆ ⬆ ⬆	⬆ ON ⬇ OFF
	Output Current	350mA	400mA	450mA	500mA	550mA	600mA	650mA	700mA	
	Output Voltage	10-24V	10-24V	10-24V	10-24V	10-22V	10-20V	10-18.5V	10-17V	
	Output Power	3.5-8.4W	4-9.6W	4.5-10.8W	5-12W	5.5-12.1W	6-12W	6.5-12W	7-12W	

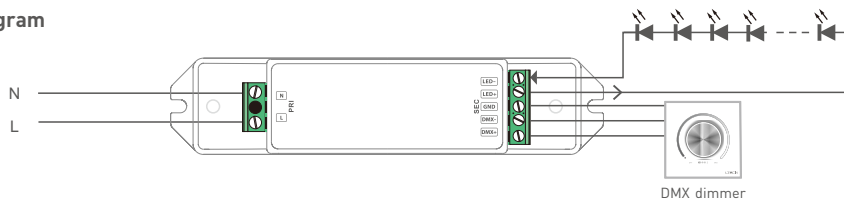
* Please choose the current value when the driver is power off.

Dimensions

Unit : mm



Wiring diagram



* No further notice if any changes in the manual.
Product function depends on the goods.
Please feel free to contact your supplier if any question.